

# MG Series Stator Flange Slip Rings

MG series slip ring is a general name for the slip ring with stator part connecting flange. This series slip ring, without through bore, is suitable for flange face mounting. Because there is no hole in center, with the same OD(outer diameter)size, it can achieve more circuits and higher current. With ample inner space, this series product is easily to build with inner wiring and special shielding module, which is very stable and reliable. This series product is often used to customize sensitive signals or encoder signals.



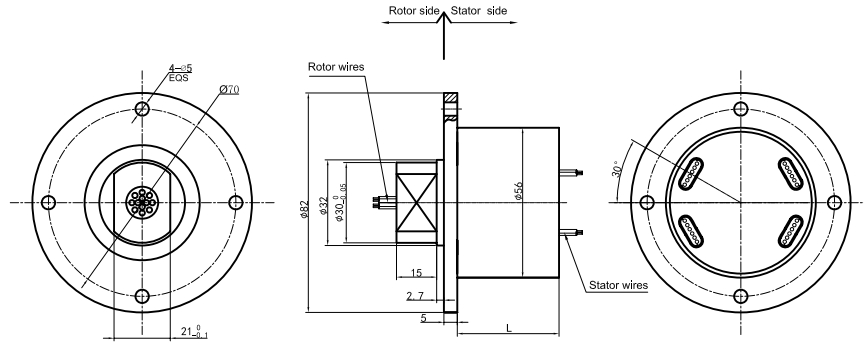
## MG Series Models

Model#	OD(mm)	Circuits (Rings)	Pcurrent (A)	Voltage (VAC/VDC)
MG056	56	1~48	signal(2A)~10A	0~440
MG056F	56	1~48	signal(2A)~10A	0~440
MG086	86	1~72	signal(2A)~10A	0~440
MG086F	86	1~72	signal(2A)~10A	0~440
MG119	119	1~119	signal(2A)~10A	0~440
MG119F	119	1~119	signal(2A)~10A	0~440

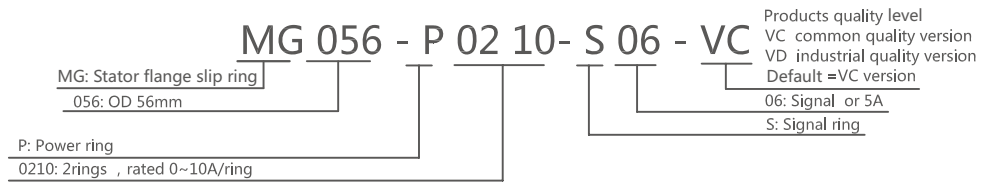
60% of MOFLON's sales are customized solutions, please contact customer service for special requirements.

# MG056 Series Stator Flange Slip Rings

MG056 Series Stator Flange slip ring ,OD 56mm.Solid style without through bore ,flange on the top of stator.



## Part# Explanation



## Part# List

MG056 series slip ring part list							
Part#	10A	Signal 5A	Length(mm)	Part#	10A	Signal 5A	Length(mm)
MG056-S02	0	2	26.8	MG056-P1010-S08	10	8	71.5
MG056-P0210	2	0	26.8	MG056-P1210-S06	12	6	71.5
MG056-S03	0	3	29.6	MG056-P1410-S04	14	4	71.5
MG056-P0310	3	0	29.6	MG056-P1610-S02	16	2	71.5
MG056-S06	0	6	38	MG056-S24	0	24	88.4
MG056-P0210-S04	2	4	38	MG056-P0410-S20	4	20	88.4
MG056-P0410-S02	4	2	38	MG056-P0610-S18	6	18	88.4
MG056-P0610	6	0	38	MG056-P1210-S12	12	12	88.4
MG056-S12	0	12	54.8	MG056-P1810-S06	18	6	88.4
MG056-P0210-S10	2	10	54.8	MG056-P2410	24	0	88.4
MG056-P0310-S09	3	9	54.8	MG056-S30	0	30	105.2
MG056-P0610-S06	6	6	54.8	MG056-P0210-S28	2	28	105.2
MG056-P0810-S04	8	4	54.8	MG056-P0410-S26	4	26	105.2
MG056-P1010-S02	10	2	54.8	MG056-P0610-S24	6	24	105.2
MG056-P1210	12	0	54.8	MG056-S36	0	36	122
MG056-S18	0	18	71.5	MG056-P0410-S32	4	32	122
MG056-P0210-S16	2	16	71.5	MG056-P0610-S30	6	30	122
MG056-P0410-S14	4	14	71.5	MG056-S42	0	42	138.8
MG056-P0610-S12	6	12	71.5	MG056-P0410-S38	4	38	138.8
MG056-P0810-S10	8	10	71.5	MG056-S48	0	48	155.6

Note:1.N rings 10A in parallel can be used as 1 channel N\*10A. For example: 2 rings 10A in parallel can be used as 1 channel 20A  
2.10A,5A (signal) can combine freely in any way.It can be customized based on standard slip ring,please contact customer service for more detmalls

## Specifications

Electrical Data		
Parameter	Value	
	Power	Signal
Rated Voltage	0~440VAC/VDC	0~440VAC/VDC
Insulation Resistance	≥1000MΩ/500VDC	≥1000MΩ/500VDC
Lead Wire	AWG16#Teflon	AWG22#Teflon
Lead Length	standard length 300mm(adjustable)	
Insulating Strength	500VAC@50Hz,60s	
Electrical Noise	<0.01Ω	
Mechanical Data		
Parameter	Value	
Working Life	See product quality level table	
Rotating Speed	See product quality level table	
Working Temperature	-30°C~80°C	
Operating Humidity	0~85% RH	
Contact Material	See product quality level table	
Housing Material	aluminum alloy	
Torque	0.1N.m;+0.03N.m/6 rings	
Protection Grade	IP51	

## Product Quality Level Table

Quality Level Code	Max Rotating Speed	Working Life	Contact Material
VC	150RPM	15 Million Revs	Precious Metal
VD	600RPM	80 Million Revs	Gold-Gold

## Lead Wires Color Code

Ring	1	2	3	4	5	6	7	8	9	10	11	12
Color	BLK	RED	YLW	GRN	BLU	WHT	BLK	RED	YLW	GRN	BLU	WHT

(6 wires for 1 group color, from 7-12, repeat the same color as 1...6, indicated with number code pipe)

## Options for custom slip ring

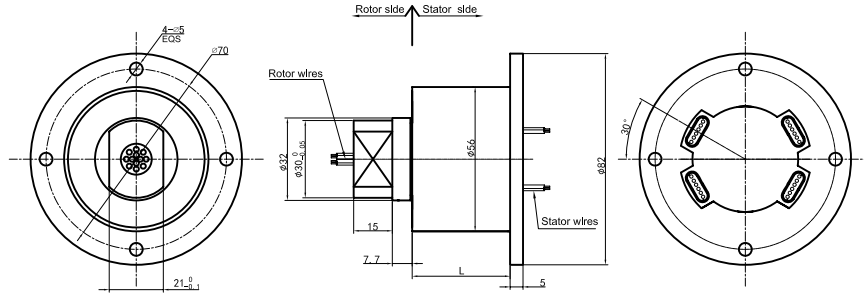
Note: Below special demands can be customized. According, the delivery date will be extended 3 to 15 days; also the cost will be increased 30% to 50%. Most of our basic parts are standard and modular, which can save the cost and lead time.

- ① Flange size can be customized; cable exit way and cable length can be customized for both rotor and stator.
- ② Because of the structure limitation, length/height/OD can be customized on your request.
- ③ Support current or signal up to 200 rings.
- ④ Aviation plug, terminal and heat-shrink tube are optional.
- ⑤ Hybrid slip ring for Yaskawa/Panasonic/Siemens control signal, power line and encoder line.
- ⑥ Support mixed high speed data transmission (including Ethernet, USB, RS232, RS485, Profibus, CanBUS, CANOPEN, DeviceNET, CC-LINK, ProfiNET, EtherCAT, etc.)
- ⑦ Can combine temperature control signal with thermocouple signal.
- ⑧ Special environment can be customized, such as quakeproof, high temperature, etc.
- ⑨ Hybrid Pneumatic/hydraulic and electric slip ring can be mixed.
- ⑩ High temperature can up to 500 degrees.
- ⑪ High pressure can up to 110KV
- ⑫ Rotating speed can up to 10000RPM
- ⑬ Maximum current can up to 5000 amperes.
- ⑭ Military grade
- ⑮ Optional for underwater IP65, IP68.
- ⑯ Optional for stainless steel housing

Technical support: [technical@moflon.com](mailto:technical@moflon.com)

# MG056F Series Stator Flange Slip Rings

MG056F Series Stator Flange slip ring ,OD 56mm.Solid style without through bore ,flange on the bottom of stator.



## Part# Explanation



## Part# List

MZ056F series slip ring part list							
Part#	10A	Signal 5A	Length(mm)	Part#	10A	Signal 5A	Length(mm)
MG056F-S02	0	0	26.8	MG056F-P1010-S08	10	8	71.5
MG056F-P0210	2	3	26.8	MG056F-P1210-S06	12	6	71.5
MG056F-S03	0	0	29.6	MG056F-P1410-S04	14	4	71.5
MG056F-P0310	3	6	29.6	MG056F-P1610-S02	16	2	71.5
MG056F-S06	0	4	38	MG056F-S24	0	24	88.4
MG056F-P0210-S04	2	2	38	MG056F-P0410-S20	4	20	88.4
MG056F-P0410-S02	4	0	38	MG056F-P0610-S18	6	18	88.4
MG056F-P0610	6	12	38	MG056F-P1210-S12	12	12	88.4
MG056F-S12	0	10	54.8	MG056F-P1810-S06	18	6	88.4
MG056F-P0210-S10	2	9	54.8	MG056F-P2410	24	0	88.4
MG056F-P0310-S09	3	6	54.8	MG056F-S30	0	30	105.2
MG056F-P0610-S06	6	4	54.8	MG056F-P0210-S28	2	28	105.2
MG056F-P0810-S04	8	2	54.8	MG056F-P0410-S26	4	26	105.2
MG056F-P1010-S02	10	0	54.8	MG056F-P0610-S24	6	24	105.2
MG056F-P1210	12	18	54.8	MG056F-S36	0	36	122
MG056F-S18	0	16	71.5	MG056F-P0410-S32	4	32	122
MG056F-P0210-S16	2	14	71.5	MG056F-P0610-S30	6	30	122
MG056F-P0410-S14	4	12	71.5	MG056F-S42	0	42	138.8
MG056F-P0610-S12	6	10	71.5	MG056F-P0410-S38	4	38	138.8
MG056F-P0810-S10	8	8	71.5	MG056F-S48	0	48	155.6

Note:1.N rings 10A in parallel can be used as 1 channel N\*10A. For example: 2 rings 10A in parallel can be used as 1 channel 20A  
 2.10A,5A (signal) can combine freely in any way.It can be customized based on standard slip ring,please contact customer service for more detmalls

## Specifications

Electrical Data		
Parameter	Value	
	Power	Signal
Rated Voltage	0~440VAC/VDC	0~440VAC/VDC
Insulation Resistance	≥1000MΩ/500VDC	≥1000MΩ/500VDC
Lead Wire	AWG16#Teflon	AWG22#Teflon
Lead Length	standard length 300mm(adjustable)	
Insulating Strength	500VAC@50Hz,60s	
Electrical Noise	<0.01Ω	
Mechanical Data		
Parameter	Value	
Working Life	See product quality level table	
Rotating Speed	See product quality level table	
Working Temperature	-30°C~80°C	
Operating Humidity	0~85% RH	
Contact Material	See product quality level table	
Housing Material	aluminum alloy	
Torque	0.1N.m;+0.03N.m/6 rings	
Protection Grade	IP51	

## Product Quality Level Table

Quality Level Code	Max Rotating Speed	Working Life	Contact Material
VC	150RPM	15 Million Revs	Precious Metal
VD	600RPM	80 Million Revs	Gold-Gold

## Lead Wires Color Code

Ring	1	2	3	4	5	6	7	8	9	10	11	12
Color	BLK	RED	YLW	GRN	BLU	WHT	BLK	RED	YLW	GRN	BLU	WHT

(6 wires for 1 group color, from 7-12, repeat the same color as 1...6, indicated with number code pipe)

## Options for custom slip ring

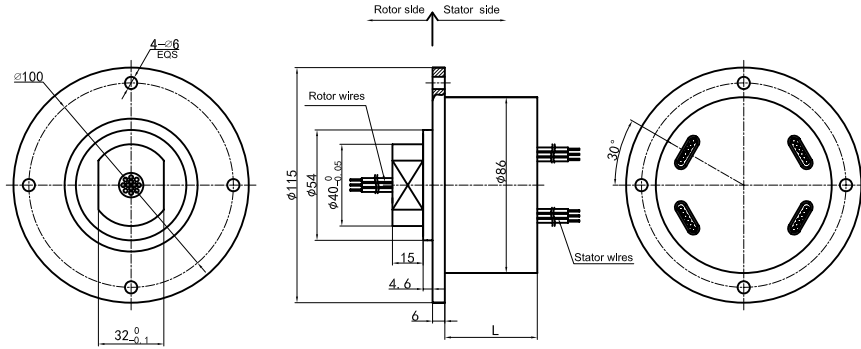
Note: Below special demands can be customized. According, the delivery date will be extended 3 to 15 days; also the cost will be increased 30% to 50%. Most of our basic parts are standard and modular, which can save the cost and lead time.

- ① Flange size can be customized; cable exit way and cable length can be customized for both rotor and stator.
- ② Because of the structure limitation, length/height/OD can be customized on your request.
- ③ Support current or signal up to 200 rings.
- ④ Aviation plug, terminal and heat-shrink tube are optional.
- ⑤ Hybrid slip ring for Yaskawa/Panasonic/Siemens control signal, power line and encoder line.
- ⑥ Support mixed high speed data transmission (including Ethernet, USB, RS232, RS485, Profibus, CanBUS, CANOPEN, DeviceNET, CC-LINK, ProfiNET, EtherCAT, etc.)
- ⑦ Can combine temperature control signal with thermocouple signal.
- ⑧ Special environment can be customized, such as quakeproof, high temperature, etc.
- ⑨ Hybrid Pneumatic/hydraulic and electric slip ring can be mixed.
- ⑩ High temperature can up to 500 degrees.
- ⑪ High pressure can up to 110KV
- ⑫ Rotating speed can up to 10000RPM
- ⑬ Maximum current can up to 5000 amperes.
- ⑭ Military grade
- ⑮ Optional for underwater IP65, IP68.
- ⑯ Optional for stainless steel housing

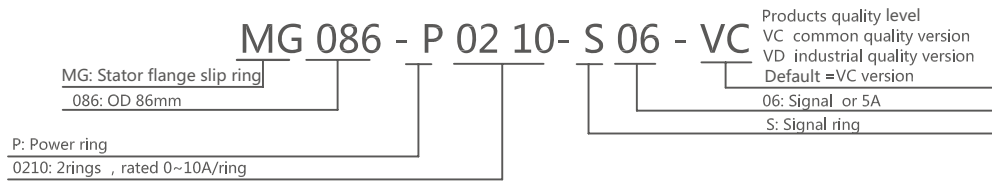
Technical support: [technical@moflon.com](mailto:technical@moflon.com)

# MG086 Series Stator Flange Slip Rings

MG086 Series Stator Flange slip ring ,OD 86mm.Solid style without through bore ,flange on the top of stator.



## Part# Explanation



## Part# List

MG086 series slip ring part list							
Part#	10A	Signal 5A	Length(mm)	Part#	10A	Signal 5A	Length(mm)
MG086-S02	0	2	31.6	MG086-P1210-S12	12	12	106.4
MG086-P0210	2	0	31.6	MG086-P1810-S06	18	6	106.4
MG086-S03	0	3	35	MG086-P2410	24	0	106.4
MG086-P0310	3	0	35	MG086-S30	0	30	126.8
MG086-S06	0	6	45.2	MG086-P0610-S24	6	24	126.8
MG086-P0210-S04	2	4	45.2	MG086-P1210-S18	12	18	126.8
MG086-P0410-S02	4	2	45.2	MG086-P1810-S12	18	12	126.8
MG086-P0610	6	0	45.2	MG086-P2410-S06	24	6	126.8
MG086-S12	0	12	65.6	MG086-P3010	30	0	126.8
MG086-P0210-S10	2	10	65.6	MG086-S36	0	36	147.2
MG086-P0310-S09	3	9	65.6	MG086-P0610-S30	6	30	147.2
MG086-P0610-S06	6	6	65.6	MG086-P1210-S24	12	24	147.2
MG086-P0810-S04	8	4	65.6	MG086-P3610	36	0	147.2
MG086-P1010-S02	10	2	65.6	MG086-S42	0	42	167.6
MG086-P1210	12	0	65.6	MG086-P0610-S36	6	36	167.6
MG086-S18	0	18	86	MG086-P1210-S30	12	30	167.6
MG086-P0210-S16	2	16	86	MG086-S48	0	48	188
MG086-P0410-S14	4	14	86	MG086-P0610-S42	6	42	188
MG086-P0610-S12	6	12	86	MG086-P0910-S39	9	39	188
MG086-P0810-S10	8	10	86	MG086-P1210-S36	12	36	188
MG086-P1010-S08	10	8	86	MG086-P1810-S30	18	30	188
MG086-P1210-S06	12	6	86	MG086-P2410-S24	24	24	188
MG086-P1410-S04	14	4	86	MG086-S60	0	60	238.8
MG086-P1610-S02	16	2	86	MG086-P0610-S54	6	54	238.8
MG086-S24	0	24	106.4	MG086-P0910-S51	9	51	238.8
MG086-P0410-S20	4	20	106.4	MG086-P1210-S48	12	48	238.8
MG086-P0610-S18	6	18	106.4	MG086-S72	0	72	289.6

Note: 1.N rings 10A in parallel can be used as 1 channel N\*10A. For example: 2 rings 10A in parallel can be used as 1 channel 20A  
 2.10A,5A (signal) can combine freely in any way.It can be customized based on standard slip ring,please contact customer service for more detmails

## Specifications

Electrical Data		
Parameter	Value	
	Power	Signal
Rated Voltage	0~440VAC/VDC	0~440VAC/VDC
Insulation Resistance	≥1000MΩ/500VDC	≥1000MΩ/500VDC
Lead Wire	AWG16#Teflon	AWG22#Teflon
Lead Length	standard length 300mm(adjustable)	
Insulating Strength	500VAC@50Hz,60s	
Electrical Noise	<0.01Ω	
Mechanical Data		
Parameter	Value	
Working Life	See product quality level table	
Rotating Speed	See product quality level table	
Working Temperature	-30°C~80°C	
Operating Humidity	0~85% RH	
Contact Material	See product quality level table	
Housing Material	aluminum alloy	
Torque	0.1N.m;+0.03N.m/6 rings	
Protection Grade	IP51	

## Product Quality Level Table

Quality Level Code	Max Rotating Speed	Working Life	Contact Material
VC	150RPM	15 Million Revs	Precious Metal
VD	600RPM	80 Million Revs	Gold-Gold

## Lead Wires Color Code

Ring	1	2	3	4	5	6	7	8	9	10	11	12
Color	BLK	RED	YLW	GRN	BLU	WHT	BLK	RED	YLW	GRN	BLU	WHT

(6 wires for 1 group color, from 7-12, repeat the same color as 1...6, indicated with number code pipe)

## Options for custom slip ring

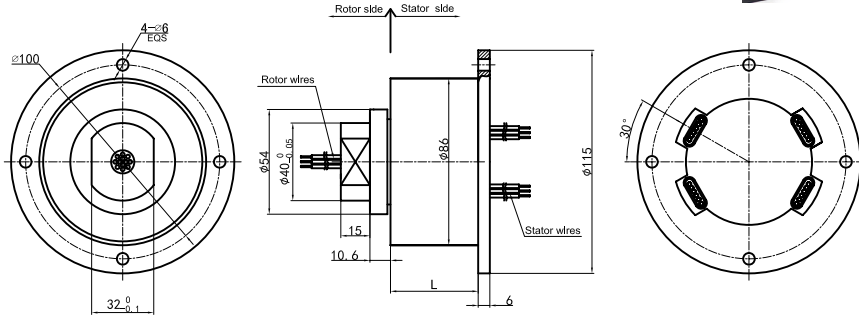
Note: Below special demands can be customized. According, the delivery date will be extended 3 to 15 days; also the cost will be increased 30% to 50%. Most of our basic parts are standard and modular, which can save the cost and lead time.

- ① Flange size can be customized; cable exit way and cable length can be customized for both rotor and stator.
- ② Because of the structure limitation, length/height/OD can be customized on your request.
- ③ Support current or signal up to 200 rings.
- ④ Aviation plug, terminal and heat-shrink tube are optional.
- ⑤ Hybrid slip ring for Yaskawa/Panasonic/Siemens control signal, power line and encoder line.
- ⑥ Support mixed high speed data transmission (including Ethernet, USB, RS232, RS485, Profibus, CanBUS, CANOPEN, DeviceNET, CC-LINK, ProfiNET, EtherCAT, etc.)
- ⑦ Can combine temperature control signal with thermocouple signal.
- ⑧ Special environment can be customized, such as quakeproof, high temperature, etc.
- ⑨ Hybrid Pneumatic/hydraulic and electric slip ring can be mixed.
- ⑩ High temperature can up to 500 degrees.
- ⑪ High pressure can up to 110KV
- ⑫ Rotating speed can up to 10000RPM
- ⑬ Maximum current can up to 5000 amperes.
- ⑭ Military grade
- ⑮ Optional for underwater IP65, IP68.
- ⑯ Optional for stainless steel housing

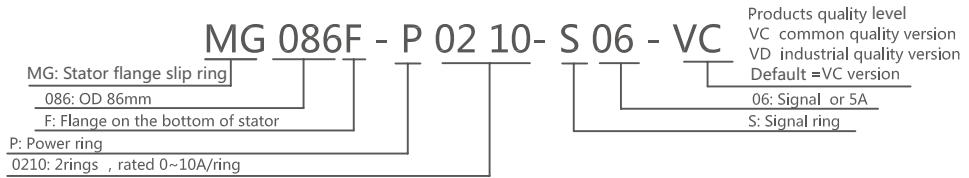
Technical support: [technical@moflon.com](mailto:technical@moflon.com)

# MG086F Series Stator Flange Slip Rings

MG086F Series Stator Flange slip ring ,OD 86mm.Solid style without through bore ,flange on the bottom of stator.



## Part# Explanation



## Part# List

MG086F series slip ring part list							
Part#	10A	Signal 5A	Length(mm)	Part#	10A	Signal 5A	Length(mm)
MG086F-S02	0	2	31.6	MG086F-P1210-S12	12	12	106.4
MG086F-P0210	2	0	31.6	MG086F-P1810-S06	18	6	106.4
MG086F-S03	0	3	35	MG086F-P2410	24	0	106.4
MG086F-P0310	3	0	35	MG086F-S30	0	30	126.8
MG086F-S06	0	6	45.2	MG086F-P0610-S24	6	24	126.8
MG086F-P0210-S04	2	4	45.2	MG086F-P1210-S18	12	18	126.8
MG086F-P0410-S02	4	2	45.2	MG086F-P1810-S12	18	12	126.8
MG086F-P0610	6	0	45.2	MG086F-P2410-S06	24	6	126.8
MG086F-S12	0	12	65.6	MG086F-P3010	30	0	126.8
MG086F-P0210-S10	2	10	65.6	MG086F-S36	0	36	147.2
MG086F-P0310-S09	3	9	65.6	MG086F-P0610-S30	6	30	147.2
MG086F-P0610-S06	6	6	65.6	MG086F-P1210-S24	12	24	147.2
MG086F-P0810-S04	8	4	65.6	MG086F-P3610	36	0	147.2
MG086F-P1010-S02	10	2	65.6	MG086F-S42	0	42	167.6
MG086F-P1210	12	0	65.6	MG086F-P0610-S36	6	36	167.6
MG086F-S18	0	18	86	MG086F-P1210-S30	12	30	167.6
MG086F-P0210-S16	2	16	86	MG086F-S48	0	48	188
MG086F-P0410-S14	4	14	86	MG086F-P0610-S42	6	42	188
MG086F-P0610-S12	6	12	86	MG086F-P0910-S39	9	39	188
MG086F-P0810-S10	8	10	86	MG086F-P1210-S36	12	36	188
MG086F-P1010-S08	10	8	86	MG086F-P1810-S30	18	30	188
MG086F-P1210-S06	12	6	86	MG086F-P2410-S24	24	24	188
MG086F-P1410-S04	14	4	86	MG086F-S60	0	60	238.8
MG086F-P1610-S02	16	2	86	MG086F-P0610-S54	6	54	238.8
MG086F-S24	0	24	106.4	MG086F-P0910-S51	9	51	238.8
MG086F-P0410-S20	4	20	106.4	MG086F-P1210-S48	12	48	238.8
MG086F-P0610-S18	6	18	106.4	MG086F-S72	0	72	289.6

Note:1.N rings 10A in parallel can be used as 1 channel N\*10A. For example: 2 rings 10A in parallel can be used as 1 channel 20A  
 2.10A,5A (signal) can combine freely in any way.It can be customized based on standard slip ring,please contact customer service for more detmalls



## Specifications

Electrical Data		
Parameter	Value	
	Power	Signal
Rated Voltage	0~440VAC/VDC	0~440VAC/VDC
Insulation Resistance	≥1000MΩ/500VDC	≥1000MΩ/500VDC
Lead Wire	AWG16#Teflon	AWG22#Teflon
Lead Length	standard length 300mm(adjustable)	
Insulating Strength	500VAC@50Hz,60s	
Electrical Noise	<0.01Ω	
Mechanical Data		
Parameter	Value	
Working Life	See product quality level table	
Rotating Speed	See product quality level table	
Working Temperature	-30°C~80°C	
Operating Humidity	0~85% RH	
Contact Material	See product quality level table	
Housing Material	aluminum alloy	
Torque	0.1N.m;+0.03N.m/6 rings	
Protection Grade	IP51	

## Product Quality Level Table

Quality Level Code	Max Rotating Speed	Working Life	Contact Material
VC	150RPM	15 Million Revs	Precious Metal
VD	600RPM	80 Million Revs	Gold-Gold

## Lead Wires Color Code

Ring	1	2	3	4	5	6	7	8	9	10	11	12
Color	BLK	RED	YLW	GRN	BLU	WHT	BLK	RED	YLW	GRN	BLU	WHT

(6 wires for 1 group color, from 7-12, repeat the same color as 1...6, indicated with number code pipe)

## Options for custom slip ring

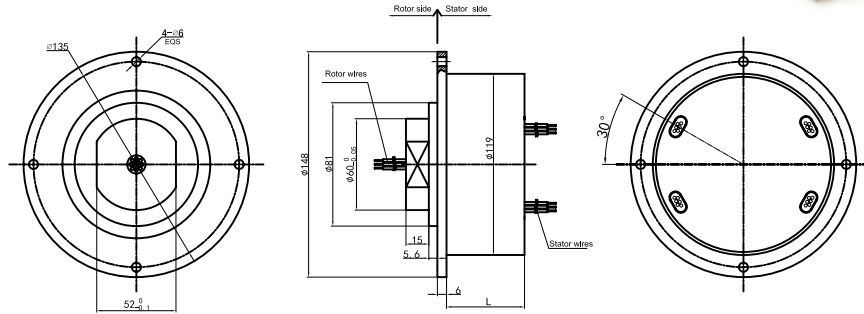
Note: Below special demands can be customized. According, the delivery date will be extended 3 to 15 days; also the cost will be increased 30% to 50%. Most of our basic parts are standard and modular, which can save the cost and lead time.

- ① Flange size can be customized; cable exit way and cable length can be customized for both rotor and stator.
- ② Because of the structure limitation, length/height/OD can be customized on your request.
- ③ Support current or signal up to 200 rings.
- ④ Aviation plug, terminal and heat-shrink tube are optional.
- ⑤ Hybrid slip ring for Yaskawa/Panasonic/Siemens control signal, power line and encoder line.
- ⑥ Support mixed high speed data transmission (including Ethernet, USB, RS232, RS485, Profibus, CanBUS, CANOPEN, DeviceNET, CC-LINK, ProfiNET, EtherCAT, etc.)
- ⑦ Can combine temperature control signal with thermocouple signal.
- ⑧ Special environment can be customized, such as quakeproof, high temperature, etc.
- ⑨ Hybrid Pneumatic/hydraulic and electric slip ring can be mixed.
- ⑩ High temperature can up to 500 degrees.
- ⑪ High pressure can up to 110KV
- ⑫ Rotating speed can up to 10000RPM
- ⑬ Maximum current can up to 5000 amperes.
- ⑭ Military grade
- ⑮ Optional for underwater IP65, IP68.
- ⑯ Optional for stainless steel housing

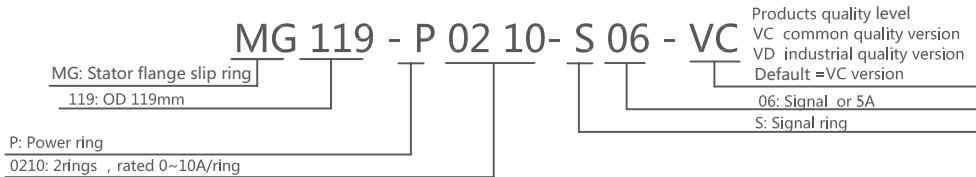
Technical support: [technical@moflon.com](mailto:technical@moflon.com)

# MG119 Series Stator Flange Slip Rings

MG119 Series Stator Flange slip ring ,OD 119mm.Solid style without through bore ,flange on the top of stator.



### Part# Explanation



### Part# List

MG119 series slip ring part list								
Part#	10A	Signal 5A	Length(mm)	Part#	10A	Signal 5A	Length(mm)	
MG119-S02	0	2	36	MG119-S36	0	36	165.2	
MG119-P0210	2	0	36	MG119-P0610-S30	6	30	165.2	
MG119-S03	0	3	39.8	MG119-P1210-S24	12	24	165.2	
MG119-P0310	3	0	39.8	MG119-P3610	36	0	165.2	
MG119-S06	0	6	51.2	MG119-S42	0	42	188	
MG119-P0210-S04	2	4	51.2	MG119-P0610-S36	6	36	188	
MG119-P0410-S02	4	2	51.2	MG119-P1210-S30	12	30	188	
MG119-P0610	6	0	51.2	MG119-S48	0	48	210.8	
MG119-S12	0	12	74	MG119-P0610-S42	6	42	210.8	
MG119-P0210-S10	2	10	74	MG119-P0910-S39	9	39	210.8	
MG119-P0310-S09	3	9	74	MG119-P1210-S36	12	36	210.8	
MG119-P0610-S06	6	6	74	MG119-P1810-S30	18	30	210.8	
MG119-P0810-S04	8	4	74	MG119-P2410-S24	24	24	210.8	
MG119-P1010-S02	10	2	74	MG119-S60	0	60	256.4	
MG119-P1210	12	0	74	MG119-P0610-S54	6	54	256.4	
MG119-S18	0	18	96.8	MG119-P0910-S51	9	51	256.4	
MG119-P0210-S16	2	16	96.8	MG119-P1210-S48	12	48	256.4	
MG119-P0410-S14	4	14	96.8	MG119-S72	0	72	312	
MG119-P0610-S12	6	12	96.8	MG119-P0610-S66	6	66	312	
MG119-P0810-S10	8	10	96.8	MG119-P1210-S60	12	60	312	
MG119-P1010-S08	10	8	96.8	MG119-P2410-S48	24	48	312	
MG119-P1210-S06	12	6	96.8	MG119-P3610-S36	36	36	312	
MG119-P1410-S04	14	4	96.8	MG119-S84	0	84	367.6	
MG119-P1610-S02	16	2	96.8	MG119-P1210-S72	12	72	367.6	
MG119-S24	0	24	119.6	MG119-P2410-S60	24	60	367.6	
MG119-P0410-S20	4	20	119.6	MG119-P3610-S48	36	48	367.6	
MG119-P0610-S18	6	18	119.6	MG119-S96	0	96	413.2	
MG119-P1210-S12	12	12	119.6	MG119-P1210-S84	12	84	413.2	
MG119-P1810-S06	18	6	119.6	MG119-P2410-S72	24	72	413.2	
MG119-P2410	24	0	119.6	MG119-P3610-S60	36	60	413.2	
MG119-S30	0	30	142.4	MG119-P4210-S54	42	54	413.2	
MG119-P0610-S24	6	24	142.4	MG119-S108	0	108	458.8	
MG119-P1210-S18	12	18	142.4	MG119-P1210-S96	12	96	458.8	
MG119-P1810-S12	18	12	142.4	MG119-P2410-S84	24	84	458.8	
MG119-P2410-S06	24	6	142.4	MG119-P3610-S72	36	72	458.8	
MG119-P3010	30	0	142.4	MG119-P4810-S60	48	60	458.8	

Note:1.N rings 10A in parallel can be used as 1 channel N\*10A. For example: 2 rings 10A in parallel can be used as 1 channel 20A  
 2.10A,5A (signal) can combine freely in any way.It can be customized based on standard slip ring,please contact customer service for more detmails

## Specifications

Electrical Data		
Parameter	Value	
	Power	Signal
Rated Voltage	0~440VAC/VDC	0~440VAC/VDC
Insulation Resistance	≥1000MΩ/500VDC	≥1000MΩ/500VDC
Lead Wire	AWG16#Teflon	AWG22#Teflon
Lead Length	standard length 300mm(adjustable)	
Insulating Strength	500VAC@50Hz,60s	
Electrical Noise	<0.01Ω	
Mechanical Data		
Parameter	Value	
Working Life	See product quality level table	
Rotating Speed	See product quality level table	
Working Temperature	-30°C~80°C	
Operating Humidity	0~85% RH	
Contact Material	See product quality level table	
Housing Material	aluminum alloy	
Torque	0.1N.m;+0.03N.m/6 rings	
Protection Grade	IP51	

## Product Quality Level Table

Quality Level Code	Max Rotating Speed	Working Life	Contact Material
VC	200RPM	15 Million Revs	Precious Metal
VD	600RPM	80 Million Revs	Gold-Gold

## Lead Wires Color Code

Ring	1	2	3	4	5	6	7	8	9	10	11	12
Color	BLK	RED	YLW	GRN	BLU	WHT	BLK	RED	YLW	GRN	BLU	WHT

(6 wires for 1 group color, from 7-12, repeat the same color as 1...6, indicated with number code pipe)

## Options for custom slip ring

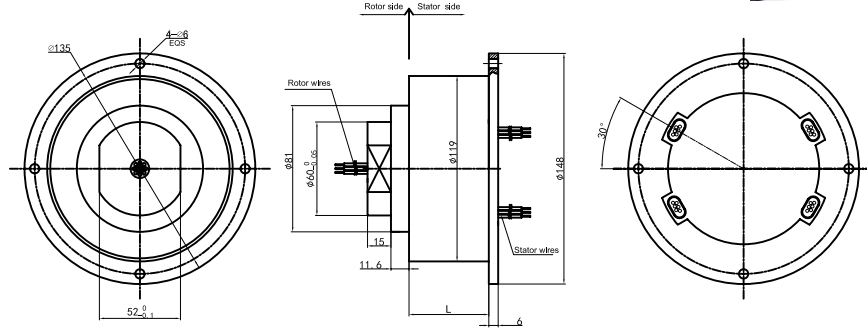
Note: Below special demands can be customized. According, the delivery date will be extended 3 to 15 days; also the cost will be increased 30% to 50%. Most of our basic parts are standard and modular, which can save the cost and lead time.

- ① Flange size can be customized; cable exit way and cable length can be customized for both rotor and stator.
- ② Because of the structure limitation, length/height/OD can be customized on your request.
- ③ Support current or signal up to 200 rings.
- ④ Aviation plug, terminal and heat-shrink tube are optional.
- ⑤ Hybrid slip ring for Yaskawa/Panasonic/Siemens servo control signal, power line and encoder line.
- ⑥ Support mixed high speed data transmission (including Ethernet, USB, RS232, RS485, Profibus, CanBUS, CANOPEN, DeviceNET, CC-LINK, ProfiNET, EtherCAT, etc.)
- ⑦ Can combine temperature control signal with thermocouple signal.
- ⑧ Special environment can be customized, such as quakeproof, high temperature, etc.
- ⑨ Hybrid Pneumatic/hydraulic and electric slip ring can be mixed.
- ⑩ High temperature can up to 500 degrees.
- ⑪ High pressure can up to 110KV
- ⑫ Rotating speed can up to 10000RPM
- ⑬ Maximum current can up to 5000 amperes.
- ⑭ Military grade
- ⑮ Optional for underwater IP65, IP68.
- ⑯ Optional for stainless steel housing

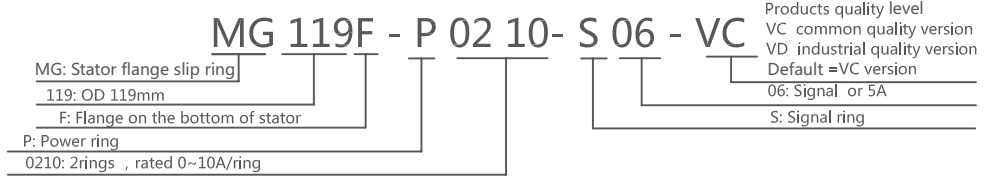
Technical support: [technical@moflon.com](mailto:technical@moflon.com)

# MG119F Series Stator Flange Slip Rings

MG119F Series Stator Flange slip ring ,OD 119mm.Solid style without through bore ,flange on the bottom of stator.



## Part# Explanation



## Part# List

MG119 series slip ring part list							
Part#	10A	Signal 5A	Length(mm)	Part#	10A	Signal 5A	Length(mm)
MG119F-S02	0	2	36	MG119F-S36	0	36	165.2
MG119F-P0210	2	0	36	MG119F-P0610-S30	6	30	165.2
MG119F-S03	0	3	39.8	MG119F-P1210-S24	12	24	165.2
MG119F-P0310	3	0	39.8	MG119F-P3610	36	0	165.2
MG119F-S06	0	6	51.2	MG119F-S42	0	42	188
MG119F-P0210-S04	2	4	51.2	MG119F-P0610-S36	6	36	188
MG119F-P0410-S02	4	2	51.2	MG119F-P1210-S30	12	30	188
MG119F-P0610	6	0	51.2	MG119F-S48	0	48	210.8
MG119F-S12	0	12	74	MG119F-P0610-S42	6	42	210.8
MG119F-P0210-S10	2	10	74	MG119F-P0910-S39	9	39	210.8
MG119F-P0310-S09	3	9	74	MG119F-P1210-S36	12	36	210.8
MG119F-P0610-S06	6	6	74	MG119F-P1810-S30	18	30	210.8
MG119F-P0810-S04	8	4	74	MG119F-P2410-S24	24	24	210.8
MG119F-P1010-S02	10	2	74	MG119F-S60	0	60	256.4
MG119F-P1210	12	0	74	MG119F-P0610-S54	6	54	256.4
MG119F-S18	0	18	96.8	MG119F-P0910-S51	9	51	256.4
MG119F-P0210-S16	2	16	96.8	MG119F-P1210-S48	12	48	256.4
MG119F-P0410-S14	4	14	96.8	MG119F-S72	0	72	312
MG119F-P0610-S12	6	12	96.8	MG119F-P0610-S66	6	66	312
MG119F-P0810-S10	8	10	96.8	MG119F-P1210-S60	12	60	312
MG119F-P1010-S08	10	8	96.8	MG119F-P2410-S48	24	48	312
MG119F-P1210-S06	12	6	96.8	MG119F-P3610-S36	36	36	312
MG119F-P1410-S04	14	4	96.8	MG119F-S84	0	84	367.6
MG119F-P1610-S02	16	2	96.8	MG119F-P1210-S72	12	72	367.6
MG119F-S24	0	24	119.6	MG119F-P2410-S60	24	60	367.6
MG119F-P0410-S20	4	20	119.6	MG119F-P3610-S48	36	48	367.6
MG119F-P0610-S18	6	18	119.6	MG119F-S96	0	96	413.2
MG119F-P1210-S12	12	12	119.6	MG119F-P1210-S84	12	84	413.2
MG119F-P1810-S06	18	6	119.6	MG119F-P2410-S72	24	72	413.2
MG119F-P2410	24	0	119.6	MG119F-P3610-S60	36	60	413.2
MG119F-S30	0	30	142.4	MG119F-P4210-S54	42	54	413.2
MG119F-P0610-S24	6	24	142.4	MG119F-S108	0	108	458.8
MG119F-P1210-S18	12	18	142.4	MG119F-P1210-S96	12	96	458.8
MG119F-P1810-S12	18	12	142.4	MG119F-P2410-S84	24	84	458.8
MG119F-P2410-S06	24	6	142.4	MG119F-P3610-S72	36	72	458.8
MG119F-P3010	30	0	142.4	MG119F-P4810-S60	48	60	458.8

Note:1.N rings 10A in parallel can be used as 1 channel N\*10A. For example: 2 rings 10A in parallel can be used as 1 channel 20A

2.10A,5A (signal) can combine freely in any way.It can be customized based on standard slip ring,please contact customer service for

more details

## Specifications

Electrical Data		
Parameter	Value	
	Power	Signal
Rated Voltage	0~440VAC/VDC	0~440VAC/VDC
Insulation Resistance	≥1000MΩ/500VDC	≥1000MΩ/500VDC
Lead Wire	AWG16#Teflon	AWG22#Teflon
Lead Length	standard length 300mm(adjustable)	
Insulating Strength	500VAC@50Hz,60s	
Electrical Noise	<0.01Ω	
Mechanical Data		
Parameter	Value	
Working Life	See product quality level table	
Rotating Speed	See product quality level table	
Working Temperature	-30°C~80°C	
Operating Humidity	0~85% RH	
Contact Material	See product quality level table	
Housing Material	aluminum alloy	
Torque	0.1N.m;+0.03N.m/6 rings	
Protection Grade	IP51	

## Product Quality Level Table

Quality Level Code	Max Rotating Speed	Working Life	Contact Material
VC	200RPM	15 Million Revs	Precious Metal
VD	600RPM	80 Million Revs	Gold-Gold

## Lead Wires Color Code

Ring	1	2	3	4	5	6	7	8	9	10	11	12
Color	BLK	RED	YLW	GRN	BLU	WHT	BLK	RED	YLW	GRN	BLU	WHT

(6 wires for 1 group color, from 7-12, repeat the same color as 1...6, indicated with number code pipe)

## Options for custom slip ring

Note: Below special demands can be customized. According, the delivery date will be extended 3 to 15 days; also the cost will be increased 30% to 50%. Most of our basic parts are standard and modular, which can save the cost and lead time.

- ① Flange size can be customized; cable exit way and cable length can be customized for both rotor and stator.
- ② Because of the structure limitation, length/height/OD can be customized on your request.
- ③ Support current or signal up to 200 rings.
- ④ Aviation plug, terminal and heat-shrink tube are optional.
- ⑤ Hybrid slip ring for Yaskawa/Panasonic/Siemens servo control signal, power line and encoder line.
- ⑥ Support mixed high speed data transmission (including Ethernet, USB, RS232, RS485, Profibus, CanBUS, CANOPEN, DeviceNET, CC-LINK, ProfiNET, EtherCAT, etc.)
- ⑦ Can combine temperature control signal with thermocouple signal.
- ⑧ Special environment can be customized, such as quakeproof, high temperature, etc.
- ⑨ Hybrid Pneumatic/hydraulic and electric slip ring can be mixed.
- ⑩ High temperature can up to 500 degrees.
- ⑪ High pressure can up to 110KV
- ⑫ Rotating speed can up to 10000RPM
- ⑬ Maximum current can up to 5000 amperes.
- ⑭ Military grade
- ⑮ Optional for underwater IP65, IP68.
- ⑯ Optional for stainless steel housing

Technical support: [technical@moflon.com](mailto:technical@moflon.com)